

Systems Factorial Technology provides new insights on the other-race effect

Cheng-Ta Yang¹ · Mario Fific² · Ting-Yun Chang^{1,3} · Daniel R. Little⁴

© Psychonomic Society, Inc. 2017

Abstract The *other-race effect* refers to the difficulty of discriminating between faces from ethnic and racial groups other than one's own. This effect may be caused by a slow, feature-by-feature, analytic process, whereas the discrimination of own-race faces occurs faster and more holistically. However, this distinction has received inconsistent support. To provide a critical test, we employed Systems Factorial Technology (Townsend & Nozawa in *Journal of Mathematical Psychology*, 39, 321–359, 1995), which is a powerful tool for analyzing the organization of mental networks underlying perceptual processes. We compared Taiwanese participants' face discriminations of both own-race (Taiwanese woman) and other-race (Caucasian woman) faces according to the faces' nose-to-mouth separation and eye-to-eye separation. We found evidence for weak holistic processing (parallel processing) coupled with the strong analytic property of a self-terminating stopping rule for own-race faces, in contrast to strong analytic processing (serial self-terminating processing) for other-race faces, supporting the holistic/analytic hypothesis.

Electronic supplementary material The online version of this article (doi:10.3758/s13423-017-1305-9) contains supplementary material, which is available to authorized users.

✉ Cheng-Ta Yang
yangct@mail.ncku.edu.tw

¹ Department of Psychology, National Cheng Kung University, No. 1, University Road, Tainan, Taiwan 701

² Department of Psychology, Grand Valley State University, Allendale, MI, USA

³ Department of Psychology, Vanderbilt University, Nashville, TN, USA

⁴ Melbourne School of Psychological Sciences, Melbourne, Victoria, Australia

Keywords Other-race effect · Holistic/analytic hypothesis · Face perception · Systems factorial technology

The *other-race effect* describes the phenomenon of people being less accurate and slower in discriminating between faces from ethnic and racial groups other than their own (e.g., Herrmann et al., 2007; Lindsay, Jack, & Christian, 1991; Malpass & Kravitz, 1969; Walker & Tanaka, 2003). This difficulty could have important effects on the formation of social biases, with potentially severe consequences (e.g., mistaken eyewitness identification).

The dominant explanation is that other-race faces engage holistic perception to a lesser degree than own-race faces (Bukach, Cottle, Ubiwa, & Miller, 2012; Michel, Corneille, & Rossion, 2007). For example, the recognition of an own-race face may invoke an integrated face memory. In contrast, other-race faces may be encoded as sets of analytically separate facial features, requiring slower and relatively more error-prone feature-by-feature comparison.¹

Two tasks have been used to support this explanation of the other-race effect. Both tasks invoke the notion of a failure of selective attention to facial features to infer holistic encoding; that is, if the perceptual system fails to attend to an individual facial feature, then one concludes that this is due to holistic processing of faces. In the *part-to-whole paradigm* (Tanaka & Simonyi, 2016), participants are required to recognize a facial feature that is presented in different facial contexts. Holistic encoding is inferred from the recognition advantage of a target facial feature in a well-learned relative to a new facial context.

¹ Whether or not holistic processing is actually more efficient and more accurate largely depends on the experimental paradigm. For instance, in the composite task (see, e.g., Richler, Bukach, & Gauthier, 2009), holism is inferred partly due to the cost (i.e., increased errors and RTs) from processing aligned incongruent faces, and partly due to the benefit (i.e., decreased errors and RTs) from processing aligned congruent faces.

The main idea is that a holistically processed face fails to selectively filter the irrelevant new context. The *composite task* (Hole, 1994) also relies on measuring a failure of selective attention to infer holistic encoding. In the complete composite-task design (Richler & Gauthier, 2013), participants match two faces using one half of a face (e.g., the top half) while ignoring the other half (e.g., the bottom half). The congruency and alignment of the top and bottom halves are manipulated. On congruent trials, the top and bottom of the test face are both the same or both different from the reference face; on incongruent trials, one half remains the same and the other half is different from the reference face. Holistic processing is inferred from better matching performance on the congruent than on the incongruent trials when faces are aligned, suggesting that participants cannot selectively ignore the irrelevant face half.

Several concerns about the lack of convergent validity of these tasks have been voiced (DeGutis, Wilmer, Mercado, & Cohan, 2013; Richler, Cheung, & Gauthier, 2011). For instance, closely related research focused in classification has shown that selective attention for upright faces is possible (Amishav & Kimchi, 2010; Fifić & Townsend, 2010; Fitousi, 2015; but see Richler, Palmeri, & Gauthier, 2013). Similar contradictory findings have also been observed in other-race effect studies using both the part-to-whole paradigm (DeGutis, Mercado, Wilmer, & Rosenblatt, 2013; Michel, Rossion, Han, Chung, & Caldara, 2006; Mondloch et al., 2010; Tanaka, Kiefer, & Bukach, 2004) and the composite task (Curby, Johnson, & Tyson, 2012; Harrison, Gauthier, Hayward, & Richler, 2014; Horry, Cheong, & Brewer, 2015). The effect appears to emerge in some studies only when the ignored half of a test face is always different from the reference face (Hugenberg & Corneille, 2009; Michel, Caldara, & Rossion, 2006; Michel et al., 2007; but see Mondloch et al., 2010). Inferences from these tasks are also potentially affected by aggregating data across individuals with qualitatively different strategies (Ashby, Maddox, & Lee, 1994; Estes & Maddox, 2005; Liew, Howe, & Little, 2016).

We claim that although the failure of selective attention is a necessary component of holistic perception, it is not sufficient to explain such perception. This is because analytic face encoding can also predict a failure of selective attention under very reasonable conditions (Fifić & Townsend, 2010). The main idea here is that under different organizations of mental processes during facial processing, it is possible to observe the failure of selective attention under analytic encoding. In this article, we address the issues above by focusing on identifying the organization of mental processes underlying holistic and analytic processing in individuals. Namely, we consider the logically independent concepts of processing architecture (serial, parallel, or coactive), stopping rule (self-terminating or exhaustive), and processing dependencies (independence or dependence).

Holistic encoding is most consistent with the notion of coactive processing (Fifić & Townsend, 2010). *Coactive* processing can be thought of as an interdependent, parallel, exhaustive

processing system in which information is pooled together into a single decision process (Fifić & Townsend, 2010; Townsend & Wenger, 2004). By contrast, *analytic* encoding could entail several distinct types of mental architectures: for example, parallel self-terminating processing in which facial feature detectors race to accumulate evidence to some threshold value, with the first-finishing detector determining the decision. Although a parallel self-terminating system has the *weakly* holistic property of concurrent feature processing,² this property is combined with a *strongly* analytic property, in the self-terminating stopping rule. Fifić and Townsend argued that the parallel self-terminating mental architecture could also generate the failure-of-selective-attention effect in the part-to-whole paradigm, challenging the validity of using a failure of selective attention as a distinguishing feature of holistic and analytic encoding.

Systems factorial technology applied in the other-race effect study

We propose a study of the other-race effect using *Systems Factorial Technology* (SFT). SFT is a suite of methodological tools for discriminating between systems possessing different combinations of fundamental properties: (a) serial, parallel, or coactive processing; (b) exhaustive or self-terminating stopping rules; (c) stochastic independence or dependence; and (d) how processing changes with workload (e.g., with capacity; Little, Altieri, Fifić, & Yang, 2017; Townsend & Nozawa, 1995; Townsend & Wenger, 2004). These properties can, in turn, be linked to holistic and analytic encoding hypotheses in the manner defined above, and in the present case we will focus on the first two properties. The advantage of using SFT over other methodologies is that detailed time course information can be used to differentiate many different processing systems, making this method better equipped to test the hypothesis that holistic processing is stronger for own-race than for other-race faces.

In the present study, SFT was used to explore the underlying face-processing system encoding two second-order relational facial features: the eye-to-eye and nose-to-mouth separations. The two features are manipulated at different levels of saliency (H = high and L = low) by varying their differences from a constant reference source, and then factorially combining them in a 2×2 design. Each saliency level is manipulated so that the mean processing time is always slower for a low-saliency condition than for a high-saliency condition. Perceptually high saliency is defined as a manipulation that

² Although we feel that most verbal theories of holistic processing most strongly reflect the notion of coactivity, we allow the term *weakly* holistic to apply to parallel processing, since parallel processing (without dependence between channels) may form a viable explanation for “holistic” performance arising in other domains (e.g., the part-to-whole paradigm or the composite task).

makes a single facial feature “stand out,” thus allowing for faster identification/discrimination.

We applied two statistics from SFT to analysis of the response times (RTs) from these factorially combined stimuli. The first statistic is the mean interaction contrast (MIC), which is expressed as

$$\text{MIC} = \overline{RT}_{\text{HH}} - \overline{RT}_{\text{HL}} - \overline{RT}_{\text{LH}} + \overline{RT}_{\text{LL}},$$

where \overline{RT} represents mean response time. Each subscript represents the two facial features (in this case, eye separation and the distance between the nose and the mouth), and a capital L or H indicates the saliency level. Each term on the equation's right-hand side indicates a single experimental face situation in which two features vary in saliency level. For example, the term $\overline{RT}_{\text{HH}}$ is the mean response time for a face that has both facial features at a high saliency level (see Fig. 1). In this study (as in Fifić & Townsend, 2010) a *high-saliency* feature was defined as either a narrower eye-to-eye gap (e1 value in Fig. 1) or a narrower nose-to-mouth gap (n1 value in Fig. 1); in contrast, a *low-saliency* feature was defined as a larger gap between the eyes (e2) or a larger nose-to-mouth gap (n2). Note that both low-saliency features (e2, n2) are more similar to those features of the reference face (e3 and n3, correspondingly) than are the high-saliency features (e1 and n1), and thus perceptually stand out less.

The MIC value can be used to diagnose underlying processing properties. When $\text{MIC} = 0$, the two factors are linearly additive, suggesting that two processes are conducted in serial. When $\text{MIC} > 0$, the two factors have an overadditive relationship, implying a coactive or parallel self-terminating process. On the other hand, when $\text{MIC} < 0$, the two factors have an underadditive relationship, implying a parallel exhaustive process.

The second statistic that we applied is the survivor interaction contrast (SIC). When the above mean response time terms are replaced with their corresponding survivor function $S(t)$, the following expression is obtained:

$$\text{SIC} = S(t)_{\text{HH}} - S(t)_{\text{HL}} - S(t)_{\text{LH}} + S(t)_{\text{LL}}.$$

The resulting SIC statistic is a function over time (for $t > 0$; see Fig. 2). Testing SIC allows us to infer the processing models that cannot be inferred from the MIC. In an OR task, each combination of architecture and stopping rule predicts a qualitatively distinct functional shape for the SIC function (see Fig. 2; Townsend & Nozawa, 1995). By combining MIC and SIC, one can make a strong inference regarding the mental architecture and the decisional stopping rule.

Experiment

If own-race face perception is assumed to involve a strong holistic process, then our expectation would be that we should find coactivity. Conversely, if other-race processing involves strong analytic encoding, then we would expect to find serial processing of facial features. By contrast, if face perception involves weaker forms of either holistic or analytic encoding, we would expect to diagnose mental architectures that combine some of holistic (parallel, exhaustive, interdependent) and analytic (serial, self-terminating, independent) properties. We note that our goal was not to test the presence of the other-race effect (i.e., slower or more error-prone responding for other-race than for own-race faces) but to examine the architecture and stopping rule underlying processing of each type, to elucidate theories of own- and other-race face processing.

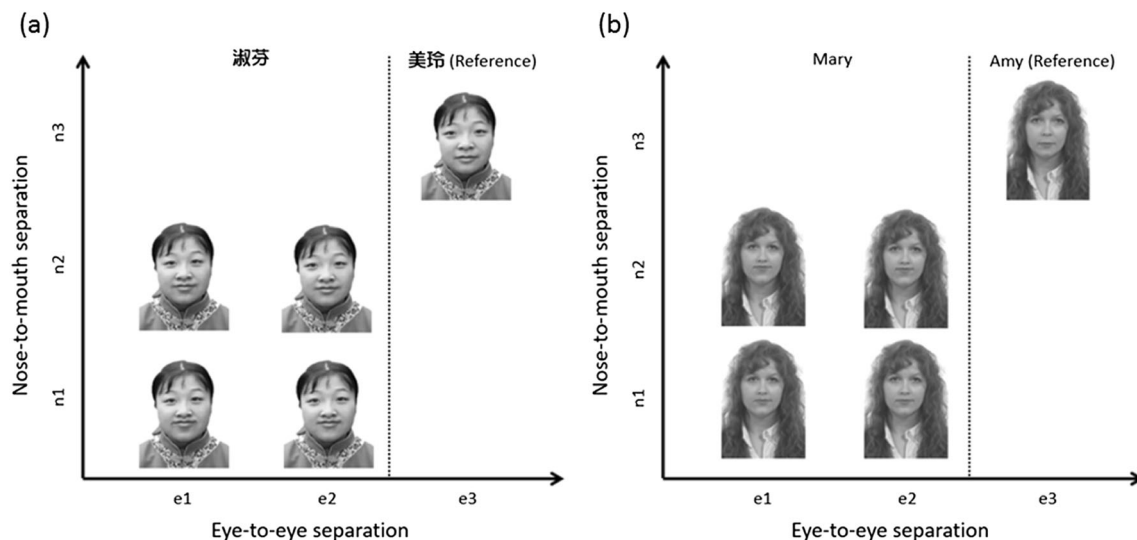


Fig. 1 Face stimuli used in the own-race experiment (a) and the other-race experiment (b)

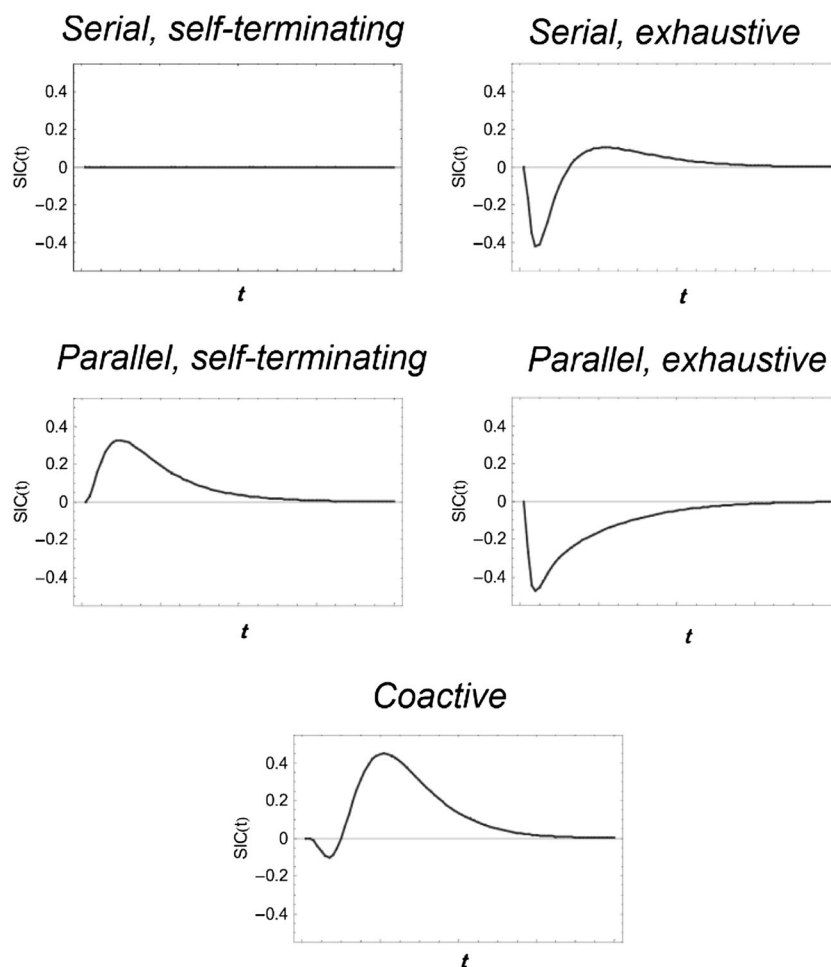


Fig. 2 Survivor interaction contrast (SIC) predictions for each of the candidate architectures and stopping rules

Method

Participants

Ten Taiwanese students (two male, eight female; ages 19–26, mean age 21.7) from National Cheng Kung University were reimbursed NTD 1,200 for their participation in two experiments. Own-race faces were presented in Experiment 1 and other-race faces were presented in Experiment 2 (see Fig. 1 for an example) with the order counterbalanced across participants. Participants S1–S5 completed the own-race experiment first; participants S6–S10 completed the other-race experiment first. All the participants had normal or corrected-to-normal vision.

Apparatus

The experiments were conducted in a darkened room on a 2.40-GHz Intel Pentium IV processor running E-Prime 1.1 (Schneider, Eschman, & Zuccolotto, 2002). The stimuli were presented on a 19-in. CRT monitor (CTX VL951T) with a

refresh rate of 85 Hz and resolution of $1,024 \times 768$. A chinrest was used to prevent head movements.

Design, stimuli, and procedure

At the beginning of each session, a reference face was presented, and participants were asked to memorize the reference face, because classification would be based on comparison between the eye-to-eye and nose-to-mouth separations of the reference face and the test face (see Fig. 1). Stimulus selection is described in the [supplementary materials](#). On each trial, after presentation of a fixation point for 350 ms, a test face (12° in height and 8° in width) was presented centrally until a response was made. Participants were instructed to quickly and accurately make a classification decision and to respond Category A (“Amy” for a Caucasian face or “美玲” for an Asian face) either when the separation of two eyes of the test face was narrower than that of the reference face or when the separation between the nose and mouth of the test face was narrower than that of the reference face, and otherwise to respond Category B (“Mary” for a Caucasian face or “淑芬” for an Asian face). The intertrial interval was 500 ms.

There were four Category A test stimuli (HH, HL, LH, and LL)³ and one Category B stimulus (XX). The presentation of each category was balanced, with half being from Category A and the other half from Category B. The four test stimuli in Category A were equally probable within each block. There were a total of five sessions, and each session lasted for about an hour. On each session, participants first completed a practice block of 40 trials and then ten blocks of 80 test trials.

Data analysis

The data were analyzed using the SFT approach (Townsend & Nozawa, 1995). Two critical assumptions of SFT are that (1) the salience manipulation on a given dimension was effective—that is, $RT(H) < RT(L)$ for some time t ; and (2) the salience manipulation on one dimension affects that dimension and not the other. This assumption is termed *effective selective influence* (Dzhafarov, 1999; Schweickert, Giorgini, & Dzhafarov, 2000; Townsend & Thomas, 1994). These tests are presented in the [supplementary materials](#).

We next computed MIC and SIC, to infer the mental architecture and the stopping rule. To test whether MIC equaled zero, we first analyzed the mean RTs (for Category A) using a two-way ANOVA. Second, a nonparametric bootstrapping method was used to simulate 1,000 samples for each condition and construct the 95% confidence interval (CI) for MIC (see Van Zandt, 2000, for details), to test whether the bootstrapped 95% CI for MIC included zero. We also adopted a nonparametric bootstrapping method to construct the 95% CI for SIC, to confirm whether SIC values were zero for all times t (i.e., consistent with serial self-terminating processing). The empirical survivor functions and bootstrapped MIC results are presented in the [supplementary materials](#). Finally, we also applied a number of statistical tests directly to the SIC function (see, e.g., Houpt, Blaha, McIntire, Havig, & Townsend, 2014; Houpt & Townsend, 2010). These results, which were generally consistent with our other results, are also reported in the [supplementary materials](#).

Results and discussion

Own-race faces (Asian faces)

Table 1 summarizes the mean performance (accuracy and mean RT) in each condition and the MIC for each participant. We found no correlation between accuracy and mean RTs ($r = .41$, $p = .23$), suggesting no speed–accuracy trade-off in the classification task performance. Accuracy was high in all

Table 1 Mean performance in classifying own-race (Asian woman) faces

	Accuracy				Response time				MIC	
	HH	HL	LH	LL	HH	HL	LH	LL		XX
Group	.98	.94	.97	.89	469	509	477	557	519	40 ^{***}
S1	1.00	.98	.99	.93	549	622	553	685	671	59 [*]
S2	.99	.95	.99	.94	435	491	449	543	502	38 ^{**}
S3	.99	.91	.98	.89	469	530	464	561	529	36 [*]
S4	.98	.90	.99	.89	523	587	525	631	540	42 ^{**}
S5	.97	.90	.98	.91	477	494	462	527	485	48 ^a
S6	.99	.96	.99	.90	444	470	448	499	483	25 ^{**}
S7	.99	.98	1.00	.85	378	400	388	437	402	27 ^{***}
S8	.99	.94	.98	.89	449	475	455	502	503	21 ^b
S9	.93	.88	.85	.73	456	479	478	522	467	21 ^c
S10	1.00	.98	.97	.94	506	538	554	648	595	62 ^{***}

Participants S1–S5 completed the own-race experiment first, then the other-race experiment; participants S6–S10 completed the other-race experiment first, then the own-race experiment. ^{*} $p < .05$; ^{**} $p < .01$; ^{***} $p < .001$; ^a $p = .052$; ^b $p = .086$; ^c $p = .061$.

conditions except the LL condition, suggesting that there was no response bias toward responding with one of the categories (Category A or Category B). These results also supported effective selective influence on classification accuracy. We then conducted a two-way analysis of variance (ANOVA) on the group-level classification RTs using the Saliency of Eye Separation (high/low) and the Saliency of Lip Position (high/low) as factors; the results showed that the main effects of both factors were significant [eye separation: $F(1, 18888) = 97.81$, $p < .001$; lip position: $F(1, 18888) = 464.78$, $p < .001$], suggesting that the salience manipulations were effective at the mean RT level (see the [supplementary materials](#) for the individual participant results and tests of selective influence at the distributional level).

The results showed that all the participants had similar patterns of MIC and SIC (see Table 1 and Fig. 2), suggesting that they adopted similar decision strategies. All participants had positive MICs (see Table 1). In addition, the results from Fig. 3 show that the simulated 95% CIs for SICs were positive at all times t . The results of the two-way ANOVA on the group-level RTs showed a significant interaction between the two factors [$F(1, 18888) = 52.85$, $p < .001$], suggesting that nonserial processing took place in the classifying of own-race faces. Seven participants had a significant interaction, and the other three participants (S5, S8, and S9) had a marginally significant interaction ($ps < .1$) (see Supplemental Table S2). The simulated 95% CIs for MIC from the nonparametric bootstrapped samples also confirmed this pattern of results (see Supplemental Fig. S3). Eight of the participants had 95% CIs for MIC that did not include 0, and the remaining two participants (S8 and S9) had 95% CIs for MIC that

³ The first letter denotes the salience of eye-to-eye separation, and the second letter denotes the salience of nose-to-mouth separation. H denotes high salience and L denotes low salience.

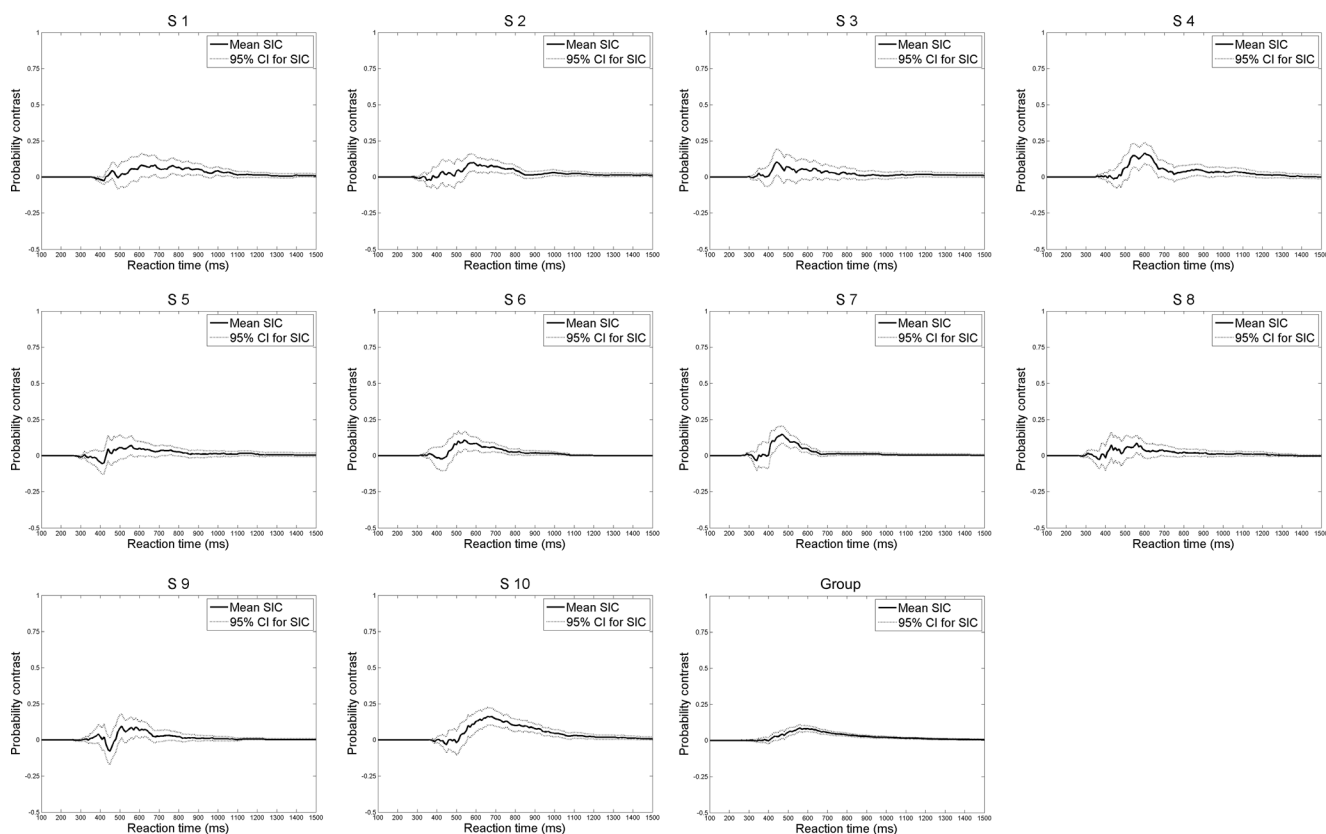


Fig. 3 Results for the SIC (thick solid lines) and its 95% confidence interval (CIs) (dotted lines) for each participant in the own-race experiment

slightly included 0. Taken together, the MIC and SIC results support an inference of a parallel self-terminating processing strategy.

Other-race (Caucasian) faces

Table 2 summarizes the mean performance (in terms of accuracy and mean RT) of each condition along with the MIC for each participant. The correlation between accuracy and mean RT ($r = .46, p = .08$) was not significant at the .05 level, suggesting no speed–accuracy trade-off. Overall, accuracy was high in all the conditions except the LL condition, supporting effective selective influence on classification accuracy. In addition, the results of a two-way ANOVA on the group-level RTs showed that the main effects of the two factors were significant [eye separation, $F(1, 18258) = 37.50, p < .001$; lip position, $F(1, 18258) = 597.54, p < .001$], suggesting that the effective selective-influence assumption was satisfied at the mean RT level (see the [supplementary materials](#) for the individual results and tests of selective influence at the distributional level).

Most participants (nine out of ten) had MICs around 0 (see Table 2). In addition, the results from Fig. 4 show that the simulated 95% CIs for their SICs include 0 at all times t . The results of two-way ANOVAs on RTs showed that the

interaction effect did not reach the significance level [$F(1, 16299) = 0.136, p = .71$], suggesting that these participants

Table 2 Mean performance in classifying other-race (Caucasian woman) faces

Participants	Accuracy				Response Time				MIC	
	HH	HL	LH	LL	HH	HL	LH	LL		XX
Group SS	.96	.90	.97	.87	456	507	461	513	486	1
S1	.98	.89	.98	.90	486	521	491	532	493	6
S2	.94	.79	.96	.79	362	403	367	396	381	-12
S3	.99	.96	.98	.92	510	590	520	603	557	3
S4	.97	.93	.97	.90	537	647	547	646	595	-11
S5	.97	.89	.98	.83	488	517	487	519	507	3
S6	.98	.94	.99	.90	494	540	505	564	529	13
S7	.98	.97	.99	.93	380	414	384	423	402	5
S8	.99	.94	.97	.93	437	464	443	478	485	8
S9	.88	.76	.91	.76	403	430	400	426	414	-1
Group PS (S10)										
S10	1.00	.99	.99	.94	487	500	528	613	572	72***

Participants S1–S5 completed the own-race experiment first, then the other-race experiment; participants S6–S10 completed the other-race experiment first, then the own-race experiment. * $p < .05$; ** $p < .01$; *** $p < .001$.

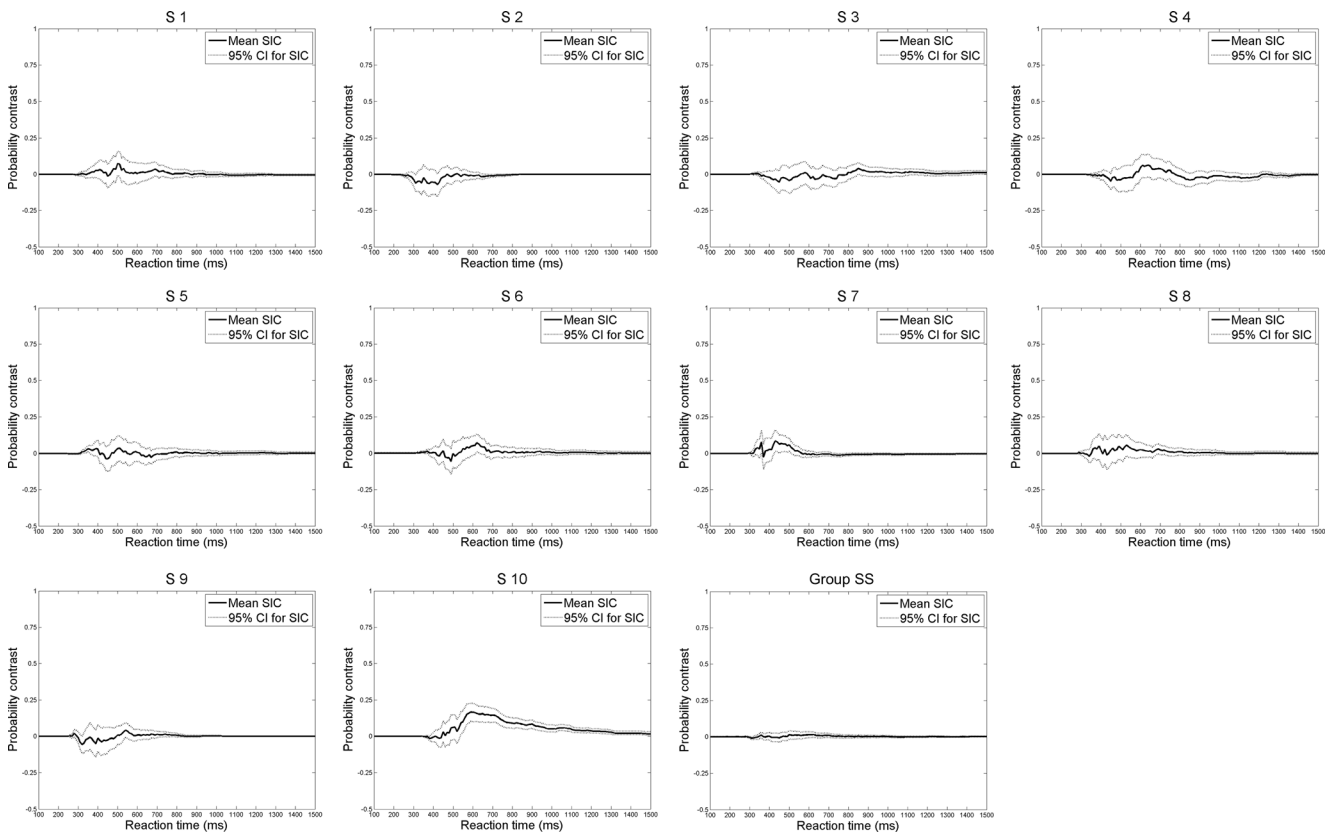


Fig. 4 Results for the SIC (thick solid lines) and its 95% CIs (dotted lines) for each participant in the other-race experiment

adopted serial processing in classifying other-race faces. See Supplemental Table S3 for the individual results. We term this group of participants *Group SS* in Table 2. The simulated 95% CIs for MIC confirmed this pattern of results (see Supplemental Fig. S4). Combining MIC and SIC, we inferred that these participants adopted a serial self-terminating processing strategy. Because we found that the survivor functions of the HH and LH conditions overlapped and that the survivor functions of the HL and LL conditions overlapped (see Supplemental Fig. S2), we can further infer that the participants processed the lip position first and exclusively (i.e., the eye separation was not processed unless the information on lip position was not sufficient for decision making).⁴

One participant (S10) had a positive MIC [see Table 2; $F(1, 1995) = 33.65, p < .001$], suggesting nonserial processing. Combining MIC and SIC (see Fig. 4 and Supplemental Fig. S4), we inferred that participant S10 adopted a parallel self-terminating processing strategy for the other-race faces.

⁴ Using the term *serial processing* here may seem unusual, since the actual strategy relies, for the most part, on a single relevant face part (i.e., lip position). We use the term to imply that if the decision had required exhaustive processing, then the likely strategy for these participants would have been to first process the lip position and then switch processing to the eye position.

Conclusion

Using the strong inference techniques made available via SFT, we identified that whereas own-race faces are processed in a parallel self-terminating fashion, other-races faces are processed in a serial self-terminating fashion. Specifically, we found that other-race faces were differentiated on the basis of a single feature, whereas both features were used for own-race faces.

We used a Taiwanese sample; consequently, it is worthwhile to consider cross-cultural results on analytic versus holistic face processing. Several studies have suggested that culture shapes visual perception as well as cognition (Boduroglu, Shah, & Nisbett, 2009; Chua, Boland, & Nisbett, 2005; Goh & Park, 2009; Kitayama, Duffy, Kawamura, & Larsen, 2003; Masuda & Nisbett, 2006), with Western participants adopting a more analytic processing style and Eastern participants adopting a more holistic processing style. Our results provide a more nuanced conclusion, in that we found no clear evidence of holistic encoding in our sample for either own- or other-race faces. Nonetheless, future research should examine this result using a sample of Western participants.

In addition to the absence of holistic processing in our data, our results indicate that eye separation and nose-to-mouth separation are processed in a similar fashion to other, more

basic, separable perceptual dimensions, such as size and shape (see, e.g., Fifić, Nosofsky, & Townsend, 2008; Little, Nosofsky, & Denton, 2011; Little, Nosofsky, Donkin, & Denton, 2013; Moneer, Wang, & Little, 2016). One goal for future research is to extend the methodology to include measures of capacity and to provide tests of different processing architectures under an exhaustive AND stopping rule. In the former case, as compared to a benchmark of unlimited-capacity, independent parallel processing, we might expect to find fixed capacity coupled with serial processing in our other-race face condition (Townsend & Nozawa, 1995). This would provide stronger, converging evidence to confirm the present results. On the other hand, in an AND task, in which participants are forced to take account of both features, it may be more likely for participants to adopt more configural or Gestalt-like processing, which in turn might be reflected by coactivity (see, e.g., Blaha, 2017). We note, however, that Fifić and Townsend (2010) did not consistently find coactivation in their AND task using similar eye separation and nose-to-mouth dimensions.

The notable take-home message is that we did not find any evidence for coactivity in the processing of own-race faces, contrary to the strong-holistic-encoding hypothesis. Serial processing, often as a result of controlled attention (Chang, Little, & Yang, 2016; Shiffrin & Schneider, 1977), may operate more slowly than more automatic, parallel processing. Hence, parallel processing of own-race face features is sufficient to explain the own-race processing benefit that has been seen in several studies.

Author note This work was supported by grants from the National Science Council (NSC 102-2628-H-006-001-MY3 to C.-T.Y.) and National Cheng Kung University (an NCKU Rising-Star Top-Notch Project Grant to C.-T.Y.), as well as by Grant ARC DP160102360 to D.R.L.

References

- Amishav, R., & Kimchi, R. (2010). Perceptual integrality of componential and configural information in faces. *Psychonomic Bulletin & Review*, *17*, 743–748. doi:10.3758/PBR.17.5.743
- Ashby, F. G., Maddox, W. T., & Lee, W. W. (1994). On the dangers of averaging across subjects when using multidimensional scaling or the similarity-choice model. *Psychological Science*, *5*, 144–151.
- Blaha, L. (2017). An examination of task demands on the elicited processing capacity. In D. R. Little, N. Altieri, M. Fifić, & C.-T. Yang (Eds.), *Systems factorial technology: A theory driven methodology for the identification of perceptual and cognitive mechanisms*. London, UK: Academic Press.
- Boduroglu, A., Shah, P., & Nisbett, R. E. (2009). Cultural differences in allocation of attention in visual information processing. *Journal of Cross-Cultural Psychology*, *40*, 349–360.
- Bukach, C. M., Cottle, J., Ubiwa, J., & Miller, J. (2012). Individuation experience predicts other-race effects in holistic processing for both Caucasian and Black participants. *Cognition*, *123*, 319–324. doi:10.1016/j.cognition.2012.02.007
- Chang, T.-Y., Little, D. R., & Yang, C.-T. (2016). Selective attention modulates the effect of target location probability on redundant signal processing. *Attention, Perception, & Psychophysics*, *78*, 1603–1624. doi:10.3758/s13414-016-1127-2
- Chua, H. F., Boland, J. E., & Nisbett, R. E. (2005). Cultural variation in eye movements during scene perception. *Proceedings of the National Academy of Sciences*, *102*, 12629–12633.
- Curby, K. M., Johnson, K. J., & Tyson, A. (2012). Face to face with emotion: Holistic face processing is modulated by emotional state. *Cognition and Emotion*, *26*, 93–102. doi:10.1080/02699931.2011.555752
- DeGutis, J., Mercado, R. J., Wilmer, J., & Rosenblatt, A. (2013). Individual differences in holistic processing predict the own-race advantage in recognition memory. *PLoS ONE*, *8*, e58253.
- DeGutis, J., Wilmer, J., Mercado, R. J., & Cohan, S. (2013). Using regression to measure holistic face processing reveals a strong link with face recognition ability. *Cognition*, *126*, 87–100. doi:10.1016/j.cognition.2012.09.004
- Dzhafarov, E. N. (1999). Conditionally selective dependence of random variables on external factors. *Journal of Mathematical Psychology*, *43*, 123–157.
- Estes, W. K., & Maddox, W. T. (2005). Risks of drawing inferences about cognitive processes from model fits to individual versus average performance. *Psychonomic Bulletin & Review*, *12*, 403–408. doi:10.3758/BF03193784
- Fifić, M., Nosofsky, R. M., & Townsend, J. T. (2008). Information-processing architectures in multidimensional classification: A validation test of the systems factorial technology. *Journal of Experimental Psychology: Human Perception and Performance*, *34*, 356–375. doi:10.1037/0096-1523.34.2.356
- Fifić, M., & Townsend, J. T. (2010). Information-processing alternatives to holistic perception: Identifying the mechanisms of secondary-level holism within a categorization paradigm. *Journal of Experimental Psychology: Learning, Memory, and Cognition*, *36*, 1290–1313. doi:10.1037/a0020123
- Fitousi, D. (2015). Composite faces are not processed holistically: Evidence from the Garner and redundant target paradigms. *Attention, Perception, & Psychophysics*, *77*, 2037–2060.
- Goh, J. O. S., & Park, D. C. (2009). Culture sculpts the perceptual brain. In Y. C. Joan (Ed.), *Progress in brain research* (Vol. 178, pp. 95–111). Amsterdam, The Netherlands: Elsevier.
- Harrison, S. A., Gauthier, I., Hayward, W. G., & Richler, J. J. (2014). Other-race effects manifest in overall performance, not qualitative processing style. *Visual Cognition*, *22*, 843–864.
- Herrmann, M. J., Schreppel, T., Jäger, D., Koehler, S., Ehlis, A.-C., & Fallgatter, A. J. (2007). The other-race effect for face perception: An event-related potential study. *Journal of Neural Transmission*, *114*, 951.
- Hole, G. J. (1994). Configurational factors in the perception of unfamiliar faces. *Perception*, *23*, 65–74.
- Horry, R., Cheong, W., & Brewer, N. (2015). The other-race effect in perception and recognition: Insights from the complete composite task. *Journal of Experimental Psychology: Human Perception and Performance*, *41*, 508–524.
- Houpt, J. W., Blaha, L. M., McIntire, J. P., Havig, P. R., & Townsend, J. T. (2014). Systems factorial technology with R. *Behavioral Research Methods*, *46*, 307–330. doi:10.3758/s13428-013-0377-3
- Houpt, J. W., & Townsend, J. T. (2010). The statistical properties of the survivor interaction contrast. *Journal of Mathematical Psychology*, *54*, 446–453.
- Hugenberg, K., & Corneille, O. (2009). Holistic processing is tuned for in-group faces. *Cognitive Science*, *33*, 1173–1181.
- Kitayama, S., Duffy, S., Kawamura, T., & Larsen, J. T. (2003). Perceiving an object and its context in different cultures: A cultural look at New Look. *Psychological Science*, *14*, 201–206.

- Liew, S. X., Howe, P. D. L., & Little, D. R. (2016). The appropriacy of averaging in the study of context effects. *Psychonomic Bulletin & Review*, *23*, 1639–1646. doi:10.3758/s13423-016-1032-7
- Lindsay, D. S., Jack, P. C., & Christian, M. A. (1991). Other-race face perception. *Journal of Applied Psychology*, *76*, 587–589.
- Little, D. R., Altieri, N., Fifić, M., & Yang, C.-T. (2017). *Systems factorial technology: A theory driven methodology for the identification of perceptual and cognitive mechanisms*. London, UK: Academic Press.
- Little, D. R., Nosofsky, R. M., Donkin, C., & Denton, S. E. (2013). Logical-rules and the classification of integral dimensioned stimuli. *Journal of Experimental Psychology: Learning, Memory, and Cognition*, *39*, 801–820.
- Little, D. R., Nosofsky, R. M., & Denton, S. (2011). Response time tests of logical rule-based models of categorization. *Journal of Experimental Psychology: Learning, Memory, and Cognition*, *37*, 1–27. doi:10.1037/a0021330
- Malpass, R. S., & Kravitz, J. (1969). Recognition for faces of own and other race. *Journal of Personality and Social Psychology*, *13*, 330–334.
- Masuda, T., & Nisbett, R. E. (2006). Culture and change blindness. *Cognitive Science*, *30*, 381–399.
- Michel, C., Caldara, R., & Rossion, B. (2006). Same-race faces are perceived more holistically than other-race faces. *Visual Cognition*, *14*, 55–73.
- Michel, C., Corneille, O., & Rossion, B. (2007). Race categorization modulates holistic face encoding. *Cognitive Science*, *31*, 911–924. doi:10.1080/03640210701530805
- Michel, C., Rossion, B., Han, J., Chung, C.-S., & Caldara, R. (2006). Holistic processing is finely tuned for faces of one's own race. *Psychological Science*, *17*, 608–615.
- Mondloch, C. J., Elms, N., Maurer, D., Rhodes, G., Hayward, W. G., Tanaka, J. W., & Zhou, G. (2010). Processes underlying the cross-race effect: An investigation of holistic, featural, and relational processing of own-race versus other-race faces. *Perception*, *39*, 1065–1085.
- Moneer, S., Wang, T., & Little, D. R. (2016). The processing architectures of whole-object features: A logical rules approach. *Journal of Experimental Psychology: Human Perception and Performance*, *42*, 1443–1465.
- Richler, J. J., Bukach, C. M., & Gauthier, I. (2009). Context influences holistic processing of nonface objects in the composite task. *Attention, Perception, & Psychophysics*, *71*, 530–540. doi:10.3758/APP.71.3.530
- Richler, J. J., Cheung, O. S., & Gauthier, I. (2011). Holistic processing predicts face recognition. *Psychological Science*, *22*, 464–471.
- Richler, J. J., & Gauthier, I. (2013). When intuition fails to align with data: A reply to Rossion (2013). *Visual Cognition*, *21*, 254–276.
- Richler, J. J., Palmeri, T. J., & Gauthier, I. (2013). The effects of varying configuration in the composite task support an attentional account of holistic processing. *Visual Cognition*, *21*, 711–715.
- Schneider, W., Eschman, A., & Zuccolotto, A. (2002). *E-Prime user's guide*. Pittsburgh, PA: Psychology Software Tools, Inc.
- Schweickert, R., Giorgini, M., & Dzhafarov, E. (2000). Selective influence and response time cumulative distribution functions in serial-parallel task networks. *Journal of Mathematical Psychology*, *44*, 504–535.
- Shiffrin, R. M., & Schneider, W. (1977). Controlled and automatic human information processing: II. Perceptual learning, automatic attending and a general theory. *Psychological Review*, *84*, 127–190. doi:10.1037/0033-295X.84.2.127
- Tanaka, J. W., Kiefer, M., & Bukach, C. M. (2004). A holistic account of the own-race effect in face recognition: Evidence from a cross-cultural study. *Cognition*, *93*, B1–B9.
- Tanaka, J. W., & Simonyi, D. (2016). The “parts and wholes” of face recognition: A review of the literature. *Quarterly Journal of Experimental Psychology*, *69*, 1876–1889.
- Townsend, J. T., & Nozawa, G. (1995). Spatio-temporal properties of elementary perception: An investigation of parallel, serial, and co-active theories. *Journal of Mathematical Psychology*, *39*, 321–359. doi:10.1006/jmps.1995.1033
- Townsend, J. T., & Thomas, R. D. (1994). Stochastic dependencies in parallel and serial models: Effects on systems factorial interactions. *Journal of Mathematical Psychology*, *38*, 1–34. doi:10.1006/jmps.1994.1001
- Townsend, J. T., & Wenger, M. J. (2004). A theory of interactive parallel processing: New capacity measures and predictions for a response time inequality series. *Psychological Review*, *111*, 1003–1035. doi:10.1037/0033-295X.111.4.1003
- Van Zandt, T. (2000). How to fit a response time distribution. *Psychonomic Bulletin & Review*, *7*, 424–465. doi:10.3758/BF03214357
- Walker, P. M., & Tanaka, J. W. (2003). An encoding advantage for own-race versus other-race faces. *Perception*, *32*, 1117–1125.